



### TOP 10 REASONS TO ATTEND RTC

1. Recognized by the Aspen Institute as one of the top 10 community colleges in the nation.
2. Ranked 13th in the nation among two year colleges by the Brookings Institute for value-added.
3. RTC is centrally located in the Renton highlands.
4. Dedicated, experienced, and passionate staff and faculty.
5. At RTC you won't waste time studying topics that have no real world application. Get the classes you need to begin your career in dozens of technical roles.
6. Hands on education. Our programs include internships, externships and real world lab environments.
7. Inclusive environment. Whether the challenge is mastery of the English language or catching up on another integral skillset, we offer a wide variety of entry points for students from every walk of life.
8. More than 70% of our students are older than 25 years old, proving it's never too late to start or continue the education you've been dreaming about.
9. We arm our students with the knowledge and skills needed for a successful career in a high demand, high paying job.
10. Flexible programs geared to real life. We offer classes in the mornings, afternoons, evenings and online. Pick a time that works for you!



RENTON  
TECHNICAL  
COLLEGE

3000 NE 4th St. Renton, WA 98056  
ph: (425) 235-2352 | [www.RTC.edu](http://www.RTC.edu)



Renton Technical College provides equal opportunity in education and employment and complies with applicable laws prohibiting discrimination and harassment. For inquiries regarding the non-discrimination policies, contact: Executive Director of Human Resources, 3000 NE 4th Street, Renton, WA 98056, (425) 235-7873. To receive this information in an alternative format, please contact Disability Support Services at: (425) 235-2352 ext. 5705.

## RENTON TECHNICAL COLLEGE Facts and Information 2015



RENTON  
TECHNICAL  
COLLEGE



## ABOUT US

Renton Technical College (RTC) is nationally recognized as a premier technical college, a reputation earned through programmatic excellence in Integrated Basic Education and Skills Training (I-BEST) and Reading Apprenticeship, dynamic partnerships with business, industry and area school districts, and its cohort-based learning model. Recently, RTC was recognized by the Aspen Institute as one of the top 10 community colleges in the nation. RTC is one of 34 community and technical colleges in the State of Washington operated by the State Board for Community and Technical Colleges.

## LOCATION

RTC's main campus is located on 30 acres in the highlands of Renton, Washington. Twelve permanent structures and four portable buildings house the majority of the College's training facilities. In addition, RTC operates numerous satellite locations throughout King County.

## MISSION STATEMENT

RTC prepares a diverse student population for work, fulfilling the employment needs of individuals, business and industry.

## ACCREDITATION

RTC is accredited by the Northwest Commission on Colleges and Universities (NWCCU), an institutional accrediting body recognized by the Council for Higher Education Accreditation and the United States Department of Education.

## GOVERNANCE

RTC is led by President Dr. Kevin McCarthy, and is governed by a five-member Board of Trustees: Tyler Page, Kirby Unti, Susan Palmer, Frieda Takamura, and Debra Entenman.

## TUITION (2014-15 ACADEMIC YEAR)

Quarterly (full-time/15 credits): \$1,387  
 Yearly (full-time/15 credits): \$4,161

## STUDENT PROFILE (2014-15 ACADEMIC YEAR)

Annual Headcount: 10,160  
 Total FTEs: 4,141  
 Male: 60%  
 Female: 40%  
 Median Age: 31



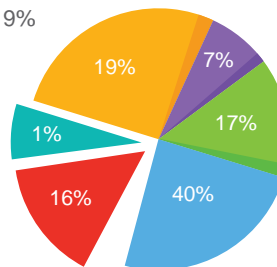
60%



40%

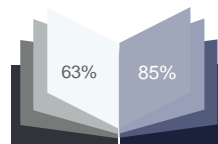
## ETHNIC BACKGROUND OF STUDENTS

- Asian/Hawaiian/Pacific Islander: 19%
- African/African-American: 16%
- Hispanic/Latino: 17%
- Native American: 1%
- Other/Multi-Racial: 7%
- White: 40%



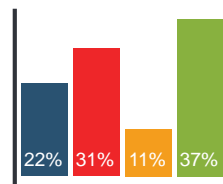
## DID YOU KNOW?

RTC has one of the highest completion and job placement rates in the country. Our completion rate is 63% and our estimated job placement rate is 85% upon graduation.



## PURPOSE OF ATTENDING RTC

- Career Training: 22%
- Basic Studies: 31%
- Academic/Transfer: 11%
- Apprenticeships/Journeymen: 37%



## STUDENT RIGHT TO KNOW

1. Fall to Fall Retention Rate: 69% compared to 60% for comparable colleges.
2. Graduation Rate: 61% compared to 22% for comparable colleges.
3. Transfer-Out Rate: 9%
4. Estimated Placement Rate: 85% (9 months after completion for the 2013-14 academic year)

Retention, graduation, and transfer-out rates are reported as part of the Integrated Post-Secondary Education Data System (IPEDS) for first-time, full-time, degree-seeking students.

For more information about RTC, please visit the IPEDS website at: [nces.ed.gov/ipeds/](http://nces.ed.gov/ipeds/)

## STUDENTS WE SERVE

- Immigrants/Refugees - 916
- First-Generation Students - 893
- Pell Grant Recipients - 1,229
- Veterans - 169
- Single-Parents - 984
- Working Students - 3,287

## COMPLETIONS

- Certificate - 816
- AAS - 200
- AAS-T - 89
- HSD/GED - 130
- Direct Transfer Agreement (DTA) - 5
- Apprenticeship - 186

